

Like you, we're

here to make

a difference

# Práticas educacionais à distância com/para as crianças

*Edna Rutkowski*

Educational Services Department

*Welcome!*

NAS PRÓXIMAS PÁGINAS ESTÃO OS LINKS DAS ATIVIDADES APRESENTADAS.



Conheça o **consultor Oxford da sua região.**

Clique no link abaixo:

[https://global.oup.com/brasil/oxford\\_brasil](https://global.oup.com/brasil/oxford_brasil)

# Algumas reflexões para EI e EF1

**ALUNO**

**CRIANÇA**

**HOMESCHOOLING**

**HOME LEARNING**

**AULA ONLINE**

**PRÁTICAS DE  
MEDIAÇÃO**

**OXFORD**  
UNIVERSITY PRESS






Contar

fazer

Brincar

Cantar



 **Unit 2: Lesson 8:**  
**Count with me**



# Contar

## Storytelling

Storytelling is telling a story to people **who are willing to listen**. The challenge of any storyteller is to maintain the listener's interest and attention. Telling a story, whether reading it from a book or in the oral tradition, **brings out a person's individuality and personality**.

Available at <https://belindag.tumblr.com/post/146468033977/bibliolectors-laventura-de-lllegir-la>

Image by Books that matter



OxfordOWL

My class login Help Join us Log in

Let's get them flying!

Quick book search  
Enter keyword... GO

Home Reading English Maths At school Books Kids' activities

### Browse the library

Show all eBooks

Age 4-5 Levels

Book type Series

The Trunk the Skunk  
Dolphin Rescue  
Fetch!  
The Haircut  
The Hedgehog  
The Library

The Little Red Hen  
The Lost Teddy  
Big, Bad Bug  
Big Feet  
Can You See Me?  
Clothes for Rain

The screenshot shows the Oxford Owl website interface. At the top, there is a navigation bar with the Oxford Owl logo and links for 'My class login', 'Help', 'Join us', and 'Log in'. Below this is a search bar with a magnifying glass icon and a 'GO' button. A cartoon owl character is on the left with a speech bubble saying 'Let's get them flying!'. A main navigation menu contains buttons for 'Home', 'Reading', 'English', 'Maths', 'At school', 'Books', and 'Kids' activities'. The 'Books' button is highlighted. Below the navigation is a section titled 'Browse the library' with a 'Show all eBooks' button and four filter buttons: 'Age 4-5', 'Levels', 'Book type', and 'Series'. A grid of 12 book covers is displayed on two shelves, each with a small orange circle containing the letter 'e' below it. The books are: 'The Trunk the Skunk', 'Dolphin Rescue', 'Fetch!', 'The Haircut', 'The Hedgehog', 'The Library', 'The Little Red Hen', 'The Lost Teddy', 'Big, Bad Bug', 'Big Feet', 'Can You See Me?', and 'Clothes for Rain'.

Após clicar no link **você deverá criar um login e uma senha.** Essa senha deve ser utilizada para todas as plataformas da Oxford.

Support for teachers, parents and learners  
during Coronavirus (COVID-19)

Sign in or register for FREE access to 148 Graded Readers until 30 Jun 2020

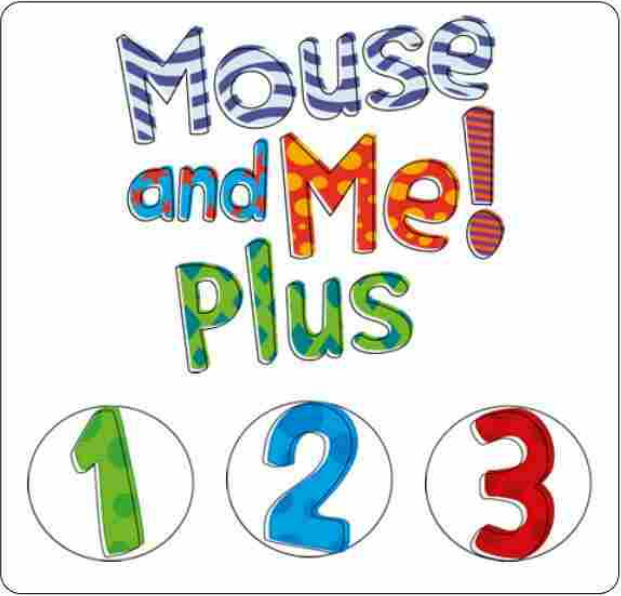


**Teach and learn English**  
With enhanced e-books from Oxford

<https://www.oxfordlearnersbookshelf.com/>



<https://elt.oup.com/student/mouseandme/?cc=mx&selLanguage=en>



Watch

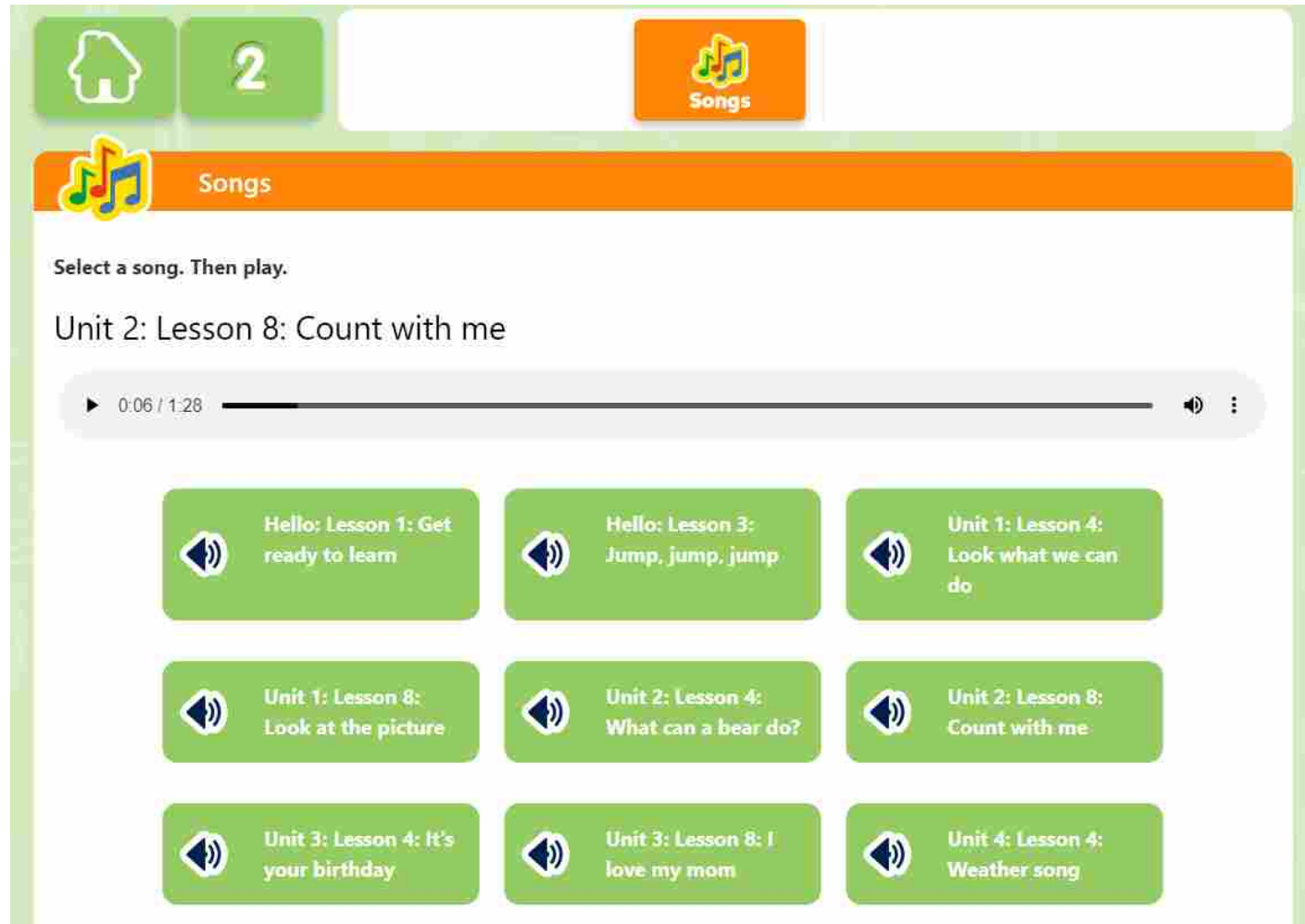


Listen



Make

<https://elt.oup.com/student/showandtell/?cc=mx&selLanguage=en>


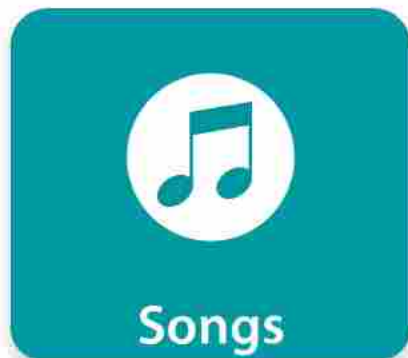


The screenshot shows a user interface for an online learning platform. At the top, there is a navigation bar with a home icon, a green box containing the number '2', and an orange 'Songs' button with a musical note icon. Below this is a prominent orange header bar with a musical note icon and the word 'Songs'. The main content area begins with the instruction 'Select a song. Then play.' followed by the text 'Unit 2: Lesson 8: Count with me'. A media player control bar is visible, showing a play button, a progress bar at 0:06 / 1:28, a volume icon, and a settings menu icon. Below the player, there is a grid of nine green buttons, each with a speaker icon and a song title. The buttons are arranged in three rows and three columns.

Unit 2: Lesson 8: Count with me

0:06 / 1:28

Hello: Lesson 1: Get ready to learn	Hello: Lesson 3: Jump, jump, jump	Unit 1: Lesson 4: Look what we can do
Unit 1: Lesson 8: Look at the picture	Unit 2: Lesson 4: What can a bear do?	Unit 2: Lesson 8: Count with me
Unit 3: Lesson 4: It's your birthday	Unit 3: Lesson 8: I love my mom	Unit 4: Lesson 4: Weather song



# Teachers' Club | Oxford University Press

Após clicar no link **você deverá criar um login e uma senha.** Essa senha deve ser utilizada para todas as plataformas da Oxford.

The screenshot shows the Oxford University Press website interface. At the top, there is a navigation bar with the Oxford University Press logo, the text 'English Language Teaching', and a search bar. Below the navigation bar, there are tabs for 'Home', 'Catalogue', 'Oxford Teachers' Club', 'Learning Resources Bank', and 'Buy from'. The main content area is titled 'Everybody Up Teacher's Site' and includes a sub-header 'Linking your classroom to the wider world'. There are two tabs: 'Teaching Resources' and 'Parents' Resources'. The 'Teaching Resources' tab is active, showing a list of 'Everybody Up Grammar Animations' with a 'Go Back' button. The list includes:

- Level 1 Grammar Animations ZIP (21 MB)
- Level 2 Grammar Animations ZIP (40 MB)
- Level 3 Grammar Animations ZIP (43 MB)
- Level 4 Grammar Animations ZIP (52 MB)
- Level 5 Grammar Animations ZIP (57 MB)
- Level 6 Grammar Animations ZIP (55 MB)

On the right side, there is a 'Follow us' section with social media icons for Twitter, Facebook, YouTube, and Blogger, and a 'Find out more' button.



INÍCIO

VÍDEOS

PLAYLISTS

COMUNIDADE

CANAIS

SOBRE



## Synchronous Teaching: Taking your first steps into teaching live online

Oxford University Press ELT • 5,4 mil visualizações • 3 semanas atrás

Need to take your teaching online for the first time as a result of school closures amid the Covid-19 (Coronavirus) outbreak? This webinar recording explores teaching live online, that is when you ...

### Learn at Home - For Teachers

▶ REPRODUZIR TODOS

Discover helpful tips and activities for teachers to get the most out of learning at home. Find more resources at [www.oup.com/elt/learnathome](http://www.oup.com/elt/learnathome)



### Synchronous Teaching: Getting ready for your first...

Oxford University Press ELT  
1,3 mil visualizações •  
2 semanas atrás



### Synchronous Teaching: Taking your first steps into...

Oxford University Press ELT  
5,4 mil visualizações •  
3 semanas atrás



### How to use Classroom Presentation Tools (CPT) fo...

Oxford University Press ELT  
2,1 mil visualizações •  
2 semanas atrás



### Teaching Pronunciation using Classroom...

Oxford University Press ELT  
669 visualizações •  
2 semanas atrás



### Teaching Reading using Classroom Presentation...

Oxford University Press ELT  
672 visualizações •  
2 semanas atrás



### Learn at Home help for Teachers: Teaching children...

Oxford University Press ELT  
597 visualizações •  
1 semana atrás